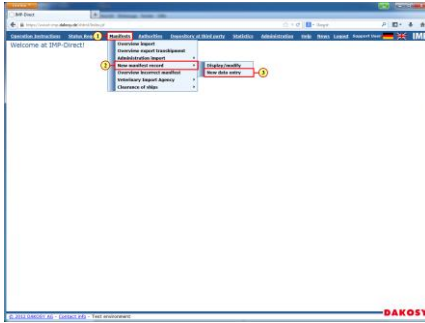
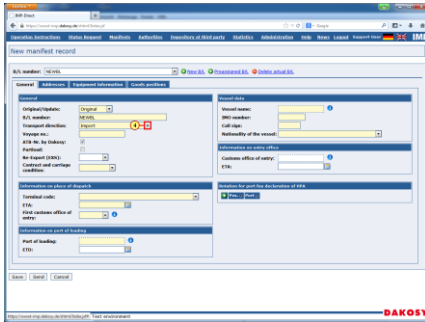

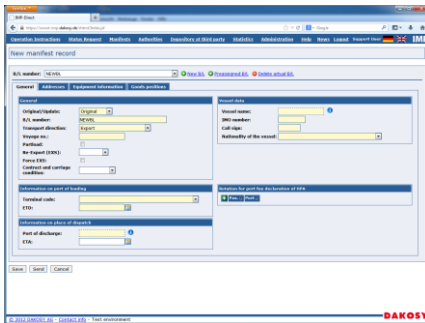


What to do	What to see	What to say
<p>(1) Click on Manifests. (2) Click on New manifest record. (3) Click on New data entry.</p>		
<p>(4) A drop-down list will be opened by clicking on the button Transport direction. (5) The entry Export is chosen by clicking.</p>		<p> Please change the entry in the field Transport direction to "Export" in order to capture an export manifest.</p>
<p>(6) The input fields will be adjusted for an export manifest. Please capture your data now and save or send the manifest.</p>		

All rights, including those of translation, reprinting or reproduction of the document or parts of the document, reserved.
 No part of it is allowed to be reproduced, edited using electronic systems, duplicated and processed without permission of DAKOSY.