

IMP

General introduction and explanation of status codes (EDIFACT IFTSTA and Status XML)

Version 2.7/E

(Valid from 30 January 2017)

DAKOSY
Datenkommunikationssystem AG

Mattentwiete 2
20457 Hamburg
www.dakosy.de

Phone: + 49 40 37003 - 0
Fax: + 49 40 37003 - 370
info@dakosy.de

Change History

Version	Concerned section	Reason	Name	Datum
2.1	All	The status codes and introducing descriptions have been extracted from the guides EDIFACT IFTSTA and Status XML and transferred into this separate document since they equally apply for both guides.	Schwanke	2013-10-25
2.2		Addition of new status codes: Inbound traffic (910), customs/process (947, 949, 991), customs/transshipment (939, 974, 975 and 993.	Dietrich	2014-03-14
2.3		New status: „Customs warehouse reference ATC-71 applied“ (994), modified description of status code „Customs warehouse reference ATC-71 created“ (944)	Dietrich	2014-05-02
2.4		Addition of new status code: No declaration in case of completed ATB (955) in the section customs/transshipment	Dietrich	2014-09-12
2.5		New status 914: container x hours after unloading not located in storage, revision of status short texts	Dietrich	2014-12-15
2.6		New status codes 968, 969, 943, 997; Revision of various descriptions, in particular 933, 993	Dietrich	2015-04-14
2.7		New status codes 915, 976, 992, 996. Revision of status codes 971 and 972.	Dietrich	2017-01-23

Change requests

DAKOSY

Datenkommunikationssystem AG

Mattentwiete 2

20457 Hamburg

1. Phone: + 49 40 37003 - 0
2. Fax: + 49 40 37003 - 370
3. Email: info@dakosy.de

Used tools

Number	Used tools
W1	This document was created with the word processing programme MS Word 2010 .

Liability

1. Please note that no liability claims can be derived towards DAKOSY AG for the content of this manual, despite careful developing and examination of this document!

Table of contents

1	Status Messages in IMP	5
2	Content of status messages	5
2.1.1	Status messages related to an IMP Reference	5
2.1.2	Status messages related to a means of transport	6
2.2	Status Codes	7
2.2.1	Manifest / Import Operation Instruction	7
2.2.1.1	Status code 900 – Manifest Match	7
2.2.1.2	Status code 901 – No Manifest Match	7
2.2.1.3	Status code 902 – No CVED available	7
2.2.2	Inbound Traffic	7
2.2.2.1	Status code 910 – Line secure	7
2.2.2.2	Status code 911 – Delay	7
2.2.2.3	Status code 912 – Early Arrival	8
2.2.2.4	Status code 913 – Discharge Report (main carriage)	8
2.2.2.5	Status code 915 – ETD of Import vessel	8
2.2.3	Government Agencies	8
2.2.3.1	Status code 921 – General delivery block (government agency)	8
2.2.3.2	Status code 922 – Consignment not VEA relevant (government agency)	9
2.2.3.3	Status code 923 – Available for presentation at government agency (government agency)	9
2.2.3.4	Status code 924 – Examination at terminal (government agency)	9
2.2.3.5	Status code 925 – Warning, Gate-In for veterinary inspection office missing	9
2.2.3.6	Status code 926 – Release, seaside, landside (government agency)	9
2.2.3.7	Status code 927 – seaside release (government agency)	10
2.2.3.8	Status code 928 – seaside release, repositioning permitted	10
2.2.3.9	Status code 929 – Rejection (government agency)	10
2.2.4	Customs Process, Summary Declaration and Customs Follow-Up Procedures	11
2.2.4.1	Status code 914 – Discharge report without storage	11
2.2.4.2	Status code 930 – Preliminary Summary declaration	11
2.2.4.3	Status code 931 – Order of measures (Customs)	11
2.2.4.4	Status code 932 – Import prohibited by customs	11
2.2.4.5	Status code 933 – Revocation of customs instruction (Customs)	11
2.2.4.6	Status code 934 – Summary Declaration confirmed	12
2.2.4.7	Status code 940 – Acceptance of following customs procedures	12
2.2.4.8	Status code 941 – Summary declaration process finished	12
2.2.4.9	Status code 942 – Completion of depository	12
2.2.4.10	Status code 943 – Revocation after repacking	12
2.2.4.11	Status code 994 – Customs warehouse reference ATC-71 applied	12
2.2.4.12	Status code 944 – Arrival of goods, Customs warehouse	13
2.2.4.13	Status code 945 – Outgoing goods, Customs warehouse	13
2.2.4.14	Status code 946 – Announcement change of depository	13
2.2.4.15	Status code 947 – Summary declaration cancelled	13
2.2.4.16	Status code 948 – Partial completion of a summary declaration for a container	13
2.2.4.17	Status code 949 – Seaside delivery from bonded warehouse	13
2.2.4.18	Status code 968 – Permission for discharge available	13
2.2.4.19	Status code 969 – Creation of discharge comment	13
2.2.4.20	Status code 976 – Transfer of follow-up procedure	13
2.2.4.21	Status code 977- Reserved for check up	14
2.2.4.22	Status code 991 - Information about customs order	14
2.2.4.23	Status code 992 –Annulment of ZAA	14
2.2.4.24	Status code 997 – Check for re-export failed	14

- 2.2.5 Customs / Transshipment.....15
 - 2.2.5.1 Status code 935 – B- or S-No. (Re-Export Notification/EXS) generated15
 - 2.2.5.2 Status code 936 – Examination order concerning a B- or S-number15
 - 2.2.5.3 Status code 937 – B-No. Released15
 - 2.2.5.4 Status code 938 – S-No. Released15
 - 2.2.5.5 Status code 939 – EXS-MRN assigned15
 - 2.2.5.6 Status code 970 – B-number cancellation after exceeding the 14 day deadline15
 - 2.2.5.7 Status code 971 – S-number not loaded after 85 days.....15
 - 2.2.5.8 Status code 972 - S-number cancellation after exceeding the 90-day deadline.....16
 - 2.2.5.9 Status code 973 – Cancellation of B- or S-number16
 - 2.2.5.10 Status code 974 – Embargoed country involved16
 - 2.2.5.11 Status code 975 – EXS-MRN missing in case of EXS-self-declarant.....16
 - 2.2.5.12 Status code 990 – Partload: please confirm manually16
 - 2.2.5.13 Status code 993 – B-number will be cancelled on16
 - 2.2.5.14 Status code 995 – No declaration in case of completed ATB16
 - 2.2.4.15 Status code 996 – ATB-no. to TS declaration stopped.....17
- 2.2.6 Status Port17
 - 2.2.6.1 Status code 950 – Release Order received by terminal17
 - 2.2.6.2 Status code 951 – No Release Order received by terminal17
 - 2.2.6.3 Status code 952 – Container banned for delivery at terminal.....17
 - 2.2.6.4 Status code 953 – Container/Goods released from terminal17
 - 2.2.6.5 Status code 954 – Gate-Out Terminal17
 - 2.2.6.6 Status code 955 – Container unknown18
 - 2.2.6.7 Status code 956 – Delivered18
 - 2.2.6.8 Status code 957 – Certificate of obligation missing / required.....18
 - 2.2.6.9 Status code 958 – Certificate of obligation is available18
 - 2.2.6.10 Status code 959 – Discharge finished.....18
- 2.2.7 LCL import operation instructions19
 - 2.2.7.1 Status code 979 – Begin of unpacking at packing company19
 - 2.2.7.2 Status code 980 – Unpacking at packing company completed.....19
 - 2.2.7.3 Status code 981 –Consignment control.....19
 - 2.2.7.4 Status code 982 – Difference between target and actual quantity19
 - 2.2.7.5 Status code 983 – Consignment stored19
 - 2.2.7.6 Status code 984 – ATB splitted19
 - 2.2.7.7 Status code 985 – Start of loading19
 - 2.2.7.8 Status code 986 –Driver arrived at lifting point.....19
 - 2.2.7.9 Status code 987 – Loading completed19
- 2.2.8 On Carriage20
 - 2.2.8.1 Status code 960 - Gate-In Packing Facility20
 - 2.2.8.2 Status code 961 – Loaded.....20
 - 2.2.8.3 Status code 962 – Departure.....20
 - 2.2.8.4 Status code 963 – Delay20
 - 2.2.8.5 Status code 964 – Arrival on-carriage20
 - 2.2.8.6 Status code 965 – Delivered21
- 2.2.9 General codes21
 - 2.2.9.1 Status code 978 – Documentation status21

3 Status overview for import operation instruction 22

1 Status Messages in IMP

A wide variety of status messages is exchanged between the individual parties communicating with and via the Import Message Platform IMP.

IMP offers two different formats for exchanging status messages electronically, one of them being the XML message “Status”, the other one being the EDIFACT Message IFTSTA, based on EDIFACT version D.00B.

This document describes the EDIFACT version of the status message in section 3.

2 Content of status messages

The exact contents of a status message depend upon the type of event that is to be reported. In most cases, a status message will apply to an individual IMP Reference (import process). Certain messages however will be related to all of the goods transported on a conveyance / on the same vessel (an ETA delay, for example).

Within the description of the individual status codes (see section 2.2) there is a note describing whether the message will be related to an IMP reference or a means of transport.

2.1.1 Status messages related to an IMP Reference

Status messages which relate to an individual IMP reference usually contain the following information:

Content	Remark
IMP-Reference	Reference to which this status message applies
Additional References	If no IMP Reference can be supplied for a status message, at least one additional reference (type of reference will be identified by a qualifier value) will be sent.
Event Location	(if applicable)
Event Time	-
Status Code	Status Code accord. section 2.2
Container number	For containerized goods only
B/L-Number	-

2.1.2 Status messages related to a means of transport

Status message related to a certain conveyance / a certain means of transport usually contain the following information:

Content	Remark
Name	Name of means of transport (if known)
ID	ID of means of transport (Call Sign or IMO No. for maritime vessels, car number for rail cars, license plate no. for trucks)
Carrier	-
Event Location	(if applicable)
Event Time	-
Status Code	Status Code accord. Section 2.2
IMP References	Depending on status: IMP references affected by the status change (limited to IMP references for which the message recipient holds sufficient usage rights)

2.2 Status Codes

Status codes are used to specify the event reported with a status message. Most of the statuses occurring within the IMP are not covered by the standard EDIFACT code lists. Therefore a number of codes have been defined specifically for use within the IMP. Those codes do have three digits, are numeric and start with '9'. Thus, the codes' format is compliant with the EDIFACT standard.

The following tables describe these codes, their meaning and any additional information that would be submitted in the status messages.

2.2.1 Manifest / Import Operation Instruction

2.2.1.1 Status code 900 – Manifest Match

This status code is sent to the party who submitted an Import Operation Instruction in Order to inform the recipient that the Instruction could be matched with manifest data sent from a carrier. Only then the freight forwarder receives status messages to the respective procedure.

2.2.1.2 Status code 901 – No Manifest Match

If no manifest can be assigned 7 days after the import operation instruction has been transmitted or at the date/time of deletion, the freight forwarder, who transmitted the import operation instruction, automatically receives this status. Generally it must be assumed that the container or BL no. has not been transmitted correctly. In such cases please review the information you have supplied and send a new import operation instruction with corrected references, if applicable.

2.2.1.3 Status code 902 – No CVED available

No CVED available: If the IMP recognized a consignment as veterinary relevant due to the HS code in the manifest or if the label „veterinary relevant“ has been set within the import operation instruction, IMP verifies if a CVED has been assigned at the container discharge. If this is not the case, status 902 will be sent with the import operation instruction.

2.2.2 Inbound Traffic


2.2.2.1 Status code 910 – Line secure

This code will be transmitted to inform about the “line secure” of an IMP-process.

2.2.2.2 Status code 911 – Delay

If an inbound vessel is delayed, this status message will be sent to the parties affected.

Message Relation	Additional Information	Remarks
Transport	Vessel Information	Will be reported in TDT+20 (EDIFACT) or TransportMeans (XML)
	Terminal	Will be reported in SG5/LOC+172 (EDIFACT) or EventLocation (XML)
	New ETA	Will be reported in SG5/DTM+132 (EDIFACT) or AdditionalStatusDate (XML)
	Planned beginning and end of unloading	Will be reported in SG5/DTM+96 and DTM+413 (EDIFACT) or AdditionalStatusDate (XML)

DAKOSY <u>Datenkommunikationssystem AG</u>	Introduction/Explanation Status codes	
--	--	--

2.2.2.3 Status code 912 – Early Arrival

Status 912 is used to report that an inbound vessel is going to arrive early.

Message Relation	Additional Information	Remarks
Transport	Vessel Information	Will be reported in TDT+20 (EDIFACT) or TransportMeans (XML)
	Terminal	Will be reported in SG5/LOC+172 (EDIFACT) or EventLocation (XML)
	New ETA	Will be reported in SG5/DTM+132 (EDIFACT) or AdditionalStatusDate (XML)
	Planned beginning and end of unloading	Will be reported in SG5/DTM+96 and DTM+413 (EDIFACT) or AdditionalStatusDate (XML)

2.2.2.4 Status code 913 – Discharge Report (main carriage)

This code is used to report that the goods, covered by an IMP process, have been discharged. **It does not indicate a release of those goods by the terminal operator**, but this implies, however, that the container was unloaded from the vessel. This means e.g. once you receive the status 913, the definite SumA can be submitted to customs authorities.

Message Relation	Additional Information	Remarks
IMP Reference	Vessel Information	Will be reported in TDT+20 (EDIFACT) or TransportMeans (XML)
	Terminal	Will be reported in SG5/LOC+172 (EDIFACT) or EventLocation (XML)

2.2.2.5 Status code 915 – ETD of Import vessel

This code is used to inform about the estimated time of departure of the **import vessel**, from which a container was unloaded. Please pay attention to the fact that the ETD refers to the vessel, from which a container was unloaded. Not to be confused with the ETD of the transshipment referring to the further shipment.


Message Relation	Additional information	Remarks
Transport	Vessel Information	Will be reported in TDT+20 (EDIFACT) or TransportMeans (XML)
	Terminal	Will be reported in SG5/LOC+172 (EDIFACT) or EventLocation (XML)
	ETD	Will be reported in SG5/DTM+133 (EDIFACT) or AdditionalStatusDate (XML)

2.2.3 Government Agencies

2.2.3.1 Status code 921 – General delivery block (government agency)

Status 921 indicates that a consignment is relevant for examination from the government agency perspective and may not be delivered from the terminal until the transmission of further status.

Message Relation	Additional Information	Remarks
IMP Reference	Agency	Will be sent as SG5/NAD+DDB (EDIFACT) or InitialSender in the role "DDB" (XML).

DAKOSY <u>Datenkommunikationssystem AG</u>	Introduction/Explanation Status codes	
--	--	--

Message Relation	Additional Information	Remarks
	Person responsible at agency	Will be set as message sender contact in EDI messages.
	Reason	Will be sent as SG5/FTX+AAI (EDIFACT) or AdditionalInformation (XML)

2.2.3.2 Status code 922 – Consignment not VEA relevant (government agency)

The new status code 922 in the veterinary process annuls a previous status with which the consignment was labelled as veterinary relevant. Thus, for example, the carrier can annul the status 927 after the correction of a HS code, if this is no longer classified as veterinary relevant.

2.2.3.3 Status code 923 – Available for presentation at government agency (government agency)

Status 923 refers to the permission to deliver the consignment, e.g. to be presented at the government agency for further examination.

Message Relation	Additional information	Remarks
IMP Reference	Agency	Will be set as message sender in EDI messages
	Person responsible at agency	Will be set as message sender contact in EDI messages.
	Reason / type of measure	Will be sent as SG5/FTX+AAI (EDIFACT) or AdditionalInformation (XML)
	Date of examination	Date where the agency ordered an examination. Will be sent in SG5/DTM+96 (EDIFACT) or AdditionalStatusDate (XML).
	Location of examination	Terminal where the examination shall take place. Will be sent in SG5/LOC+172 (EDIFACT) or EventLocation (XML).

2.2.3.4 Status code 924 – Examination at terminal (government agency)

Status 924 indicates that the examination will be carried out directly at the terminal.

Message Relation	Additional information	Remarks
IMP Reference	Agency	Will be set as message sender in EDI messages
	Person responsible at agency	Will be set as message sender contact in EDI messages.
	Reason / type of measure	Will be sent as SG5/FTX+AAI (EDIFACT) or AdditionalInformation (XML)
	Date of examination	Date where the agency ordered an examination. Will be sent in SG5/DTM+96 (EDIFACT) or AdditionalStatusDate (XML).
	Location of examination	Terminal where the examination shall take place. Will be sent in SG5/LOC+172 (EDIFACT) or EventLocation (XML).

2.2.3.5 Status code 925 – Warning, Gate-In for veterinary inspection office missing

Message will be released if the Gate-In message of the veterinary inspection does not arrive within a specific period after the Gate-Out message of the terminal.

2.2.3.6 Status code 926 – Release, seaside, landside (government agency)

Status 926 indicates that the consignment may be delivered both via overland transport as well as sea transport.

Message Relation	Additional information	Remarks
------------------	------------------------	---------

DAKOSY <u>Datenkommunikationssystem AG</u>	Introduction/Explanation Status codes	
--	--	--

Message Relation	Additional information	Remarks
IMP Reference	Agency	Will be set as message sender in EDI messages
	Person responsible at agency	Will be set as message sender contact in EDI messages.
	Additional information	Will be sent as SG5/FTX+AAI (EDIFACT) or AdditionalInformation (XML)

2.2.3.7 Status code 927 – seaside release (government agency)

The consignment can be transported by sea, the road Transport is not permitted in case of status 927.

Message Relation	Additional information	Remarks
IMP Reference	Agency	Will be set as message sender in EDI messages
	Person responsible at agency	Will be set as message sender contact in EDI messages.
	Additional information	Will be sent as SG5/FTX+AAI (EDIFACT) or AdditionalInformation (XML)

2.2.3.8 Status code 928 – seaside release, repositioning permitted

In the context of the transshipment process the export carrier may label a consignment carrying status 927 for a repositioning to another terminal. The consignment status will change to 928 specifying that the terminal may also deliver the goods landside. Once the receiving terminal reported the Gate-In the consignment status will change to 927 again.

2.2.3.9 Status code 929 – Rejection (government agency)

Status 929 is used to cancel the electronic procedure, e.g. if the goods have to be destroyed. Further steps will be arranged via phone or fax.

Message Relation	Additional information	Remarks
IMP Reference	Agency	Will be set as message sender in EDI messages
	Person responsible at agency	Will be set as message sender contact in EDI messages.
	Additional information	Will be sent as SG5/FTX+AAI (EDIFACT) or AdditionalInformation (XML)

DAKOSY <u>Datenkommunikationssystem AG</u>	Introduction/Explanation Status codes	
--	--	--

2.2.4 Customs Process, Summary Declaration and Customs Follow-Up Procedures

2.2.4.1 Status code 914 – Discharge report without storage

Immediately after the unloading of a container from a vessel the container has to be presented, i.e. an ATB-number in the status “confirmed” has to be available. Please note that a consignment with a preliminary ATB-number cannot be considered as presented.

If the consignment is not located in temporary storage two hours after the unloading, a message with status 914 will be created. This shall contribute to detect errors in good time.

In such case, please check possibly existing error messages and get in touch with the customs, if the solution of a problem requires more time.

2.2.4.2 Status code 930 – Preliminary Summary declaration

Status 930 is used to report the ATB customs reference after it has been assigned to a shipment by customs.

Message Relation	Additional Information	Remarks
IMP Reference	ATB-No.	Will be sent as SG5/RFF+ABT (EDIFACT) or AdditionalReference with TypeCode “ABT” (XML)

2.2.4.3 Status code 931 – Order of measures (Customs)

This status is used, if customs orders a measure to a position (inspection or control of documents).

Message Relation	Additional Information	Remarks
IMP Reference	ATB-No.	Will be sent as SG5/RFF+ABT (EDIFACT) or AdditionalReference with TypeCode “ABT” (XML)
	Reason	Type of inspection / reason. Will be sent as SG5/FTX+AAI (EDIFACT) or AdditionalInformation (XML)

2.2.4.4 Status code 932 – Import prohibited by customs

Note: This status code is currently not used as a corresponding electronic status message will not be send by customs

This code is used to inform the recipient that customs denied the import of a shipment.

Message Relation	Additional Information	Remarks
IMP Reference	ATB-No.	Will be sent as SG5/RFF+ABT (EDIFACT) or AdditionalReference with TypeCode “ABT” (XML)
	Reason	Type of inspection / reason. Will be sent as SG5/FTX+AAI (EDIFACT) or AdditionalInformation (XML)

2.2.4.5 Status code 933 – Revocation of customs instruction (Customs)

The code 933 is used to annul measures concerning the summary declaration which were reported with the codes 931, 977 or 991. Equally this status cancels a failed re-export check (status 997).

Message Relation	Additional Information	Remarks
IMP Reference	ATB-No.	Will be sent as SG5/RFF+ABT (EDIFACT) or AdditionalReference with TypeCode “ABT” (XML)
	Additional Information	Will be sent as SG5/FTX+AAI (EDIFACT) or AdditionalInformation (XML)

2.2.4.6 Status code 934 – Summary Declaration confirmed

If the (preliminary) summary declaration of temporary storage has been confirmed, code 934 is used to inform the terminal about this event.

Message Relation	Additional Information	Remarks
IMP Reference	ATB-No.	Will be sent as SG5/RFF+ABT (EDIFACT) or AdditionalReference with TypeCode "ABT" (XML)

2.2.4.7 Status code 940 – Acceptance of following customs procedures

This message will be sent after an application for the customs process following the SumA has been filed and customs assigned an ATA reference to this application.

Message Relation	Additional Information	Remarks
IMP Reference	ATA-No.	Will be sent as SG5/RFF+ACG (EDIFACT) or AdditionalReference with TypeCode "ATA" (XML)

2.2.4.8 Status code 941 – Summary declaration process finished

The status code 914 is used to inform the message recipient that the summary declaration process is finished (e.g. due to a customs follow-up procedure or the marking of the summary declaration with the specification "free zone = J).

Message Relation	Additional Information	Remarks
IMP Reference	ATB-No.	Will be sent as SG5/RFF+ABT (EDIFACT) or AdditionalReference with TypeCode "ABT" (XML)
	Type of next customs process	Will be sent as SG5/FTX+AAI (EDIFACT) or AdditionalInformation (XML)
	ATA- or working no.	Will be sent as SG5/RFF+ACG (EDIFACT) or AdditionalReference with TypeCode "ATA" (XML)

2.2.4.9 Status code 942 – Completion of depository

Status 942 will be assigned if the terminal is no longer in charge of the depository. This does not mean the ATB no. is completed, but only that the depository has been changed.


2.2.4.10 Status code 943 – Revocation after repacking

In case of a damaged container which has to be completely repacked into a new container, it is also necessary to change the summary declaration data. If the terminal uses the corresponding editing function in IMP-Direct, the status 943 will be created for the damaged container.

The ATB-status and the period of custody remain unchanged due to the repacking and will be assigned to the new container. From the participants point of view the status provides the information that the container content was repacked into a new container.

2.2.4.11 Status code 994 – Customs warehouse reference ATC-71 applied

Shortly before the end of the 45-day deadline, IMP exports the relevant data to the respective customs application, if the customs warehouse module is connected to IMP. The corresponding customs warehouse procedure will be initiated. In addition all participants will be informed about the initiated customs warehouse procedure via the status message.

DAKOSY <u>Datenkommunikationssystem AG</u>	Introduction/Explanation Status codes	
--	--	--

2.2.4.12 Status code 944 – Arrival of goods, Customs warehouse

Shortly before the end of the 45-day deadline IMP exports the relevant data to the respective customs application, if the customs warehouse module is connected to IMP. The status code is used to inform each party about the fact that the customs warehouse procedure has been carried out.

2.2.4.13 Status code 945 – Outgoing goods, Customs warehouse

The customs warehouse procedure will be completed via a subsequent procedure. The completion status will be transferred from the customs application to IMP and from IMP to the participants.

2.2.4.14 Status code 946 – Announcement change of depository

Status 946 informs about the fact that the depository shall be changed. The depository has to include the terminal as authorized to dispose in the depository information.

2.2.4.15 Status code 947 – Summary declaration cancelled

The status 947 will be sent to involved participants, as soon as the customs cancelled all items of a confirmed ATB.

2.2.4.16 Status code 948 – Partial completion of a summary declaration for a container

If the ATB no. is extended over **several** containers, it is possible to open an ongoing procedure for single positions of this ATB no. and only the corresponding positions will be completed. If all positions assigned to one of this containers have been completed, the status „partially completed“ will be transmitted. As soon as all positions are completed, the status 941 will finally be sent for all containers.

If the ATB no. is completely assigned to one container, the status „partially completed“ will not be created, but only status 941.

2.2.4.17 Status code 949 – Seaside delivery from bonded warehouse

The bonded warehouse procedure is terminated by a subsequent procedure, only allowing a seaside delivery (AES). The termination status is being forwarded from the customs application to IMP and transmitted to all involved participants.

2.2.4.18 Status code 968 – Permission for discharge available

In case of a landside delivery in the transit procedure, the customs application receives the permission for discharge as response to the previously sent NCTS acknowledgement receipt. The permission of discharge will be forwarded as status message to the terminal, inter alia including information concerning the seal number.

Recipient: Terminal

2.2.4.19 Status code 969 – Creation of discharge comment


The terminal initiates the discharge comment due to the transmission of a status message to IMP.

Sender: Terminal

Recipient: IMP

2.2.4.20 Status code 976 – Transfer of follow-up procedure

The code has been reserved, but the status is not yet available.

DAKOSY <u>Datenkommunikationssystem AG</u>	Introduction/Explanation Status codes	
--	--	--

2.2.4.21 Status code 977- Reserved for check up

Customs can provide the prior ATB no. with a blocking notice. The participant confirming the ATB receives a message with the information that position is reserved for rummage. This information will be communicated with status 977 in IMP.

2.2.4.22 Status code 991 - Information about customs order

Status 991 is being sent, if a customs order is available.

Only valid in case of XML: The ZAA type is delivered for further identification (BSH = inspection / examination, DLT =x-ray / scan; SPV = lock flag / blocking notice).

2.2.4.23 Status code 992 –Annulment of ZAA

The code has been reserved, but the status is not yet available.

2.2.4.24 Status code 997 – Check for re-export failed

In order to guarantee that the consignment is still located in temporary storage at the time of loading, IMP constantly transmits requests to the customs for certain terminals. If a request is being responded with an error message, IMP informs the terminal that the re-export check has been failed. The consignment may not be loaded for the time being. The terminal first has to get in touch with the customs to clarify the status of the SumA.

The status 997 will be annulled by status 933.

Recipient: Terminal and Carrier

DAKOSY <u>Datenkommunikationssystem AG</u>	Introduction/Explanation Status codes	
--	--	--

2.2.5 Customs / Transshipment

2.2.5.1 Status code 935 – B- or S-No. (Re-Export Notification/EXS) generated

If a B- or S-Number has been generated based on data from the IFTMCS message, the resulting reference is reported to the customers using a status message with code 935.

Message Relation	Additional information	Remarks
IMP Reference	B-No. or S-No.	Will be sent as SG5/RFF+BNR (EDIFACT) or AdditionalReference with TypeCode "BNR" (XML)

2.2.5.2 Status code 936 – Examination order concerning a B- or S-number

If customs imposes a hold on a consignment, status code 936 will be submitted to the customers affected.

Message Relation	Additional information	Remarks
IMP Reference	B-No. or S-No.	Will be sent as SG5/RFF+BNR or RFF+SNR (EDIFACT) resp. AdditionalReference with TypeCode "BNR" or "SNR" (XML)
	Reason	Type of inspection / reason. Will be sent as SG5/FTX+AAI (EDIFACT) or AdditionalInformation (XML)

2.2.5.3 Status code 937 – B-No. Released

If a B-No. has been held by customs, its release will be reported with status code 937.

Message Relation	Additional information	Remarks
IMP Reference	B-No.	Will be sent as SG5/RFF+BNR (EDIFACT) or AdditionalReference with TypeCode "BNR" (XML)

2.2.5.4 Status code 938 – S-No. Released

The release of an S-No. is reported by using this status code.

Message Relation	Additional information	Remarks
IMP Reference	S-No.	Will be sent as SG5/RFF+SNR (EDIFACT) or AdditionalReference with TypeCode "SNR" (XML)

2.2.5.5 Status code 939 – EXS-MRN assigned


This code will be transmitted if an EXS-MRN has been created during the creation of an S-number.

2.2.5.6 Status code 970 – B-number cancellation after exceeding the 14 day deadline

The B-number has been cancelled, since the transshipment was not loaded within 14 days after arrival. The B-number will already be cancelled on the 12th day after arrival and this status will be sent, in order to provide sufficient time to respond for the participants and to meet the 24-hour deadline of the exit summary declaration.

2.2.5.7 Status code 971 – S-number not loaded after 85 days

The status will be sent 85 days after the arrival of a transshipment, if the loading has not been carried out so far. It is meant as warning that the S-number will be cancelled in 5 days, if the consignment will not be loaded until then.

DAKOSY <u>Datenkommunikationssystem AG</u>	Introduction/Explanation Status codes	
--	--	--

2.2.5.8 Status code 972 - S-number cancellation after exceeding the 90-day deadline

The S-number has been cancelled, since the transshipment was not loaded within 90 days after the arrival.

2.2.5.9 Status code 973 – Cancellation of B- or S-number

The status is used, if a transshipment declaration was cancelled after a change of data of the import or export manifest, which require a new declaration.

2.2.5.10 Status code 974 – Embargoed country involved

This status code is sent, if one of the countries involved in the transshipment process (import or export) is subject to the embargo regulation. In such case it is possible to make further amendments in IMP-Direct and then create an S-Number via IMP.

2.2.5.11 Status code 975 – EXS-MRN missing in case of EXS-self-declarant

The creation of an S-number requires an EXS-MRN. This may be supplied in the manifest or generated via IMP. However, the generation of an EXS-MRN may expressly be excluded by the participant. In such case and if no EXS-MRN has been supplied via the manifest, an S-number may be created and the status code will be transmitted.

2.2.5.12 Status code 990 – Partload: please confirm manually

It is not possible to carry out a ZAPP declaration via IMP for a partload container completely automated, e.g. one container with several ocean B/Ls. In such a case, status 990 will be transmitted to inform participants.

If the export carrier receives status 990, it is possible to carry on with the registration process in IMP-Direct by means of manual input. If the number of goods items of the import process tally with the one of the export, the carrier can confirm that the data is completely available and the ZAPP declaration may then be created via the web application.

A brief description how to handle this function in IMP-Direct can be found at our homepage.

2.2.5.13 Status code 993 – B-number will be cancelled on ...


B-numbers with declaration type MIT which have not been loaded within 14 days, must be cancelled in due time before the time limit runs out and have to be replaced by an S-number incl. an exit summary declaration (EXS).

Within IMP a program runs regularly to guarantee the observance of this time limit. Here, it is possible that a B-number is cancelled beyond the regular office hours, e.g. at the weekends.

In the future, the IMP will send a message with status code 993 nine days after the discharge of a transshipment container with a B-number, to ensure that you can react in good time to an imminent cancellation. The export carrier may proactively initiate the creation of an S-number by updating the export manifest accordingly.

2.2.5.14 Status code 995 – No declaration in case of completed ATB

The ATB no. with which the container has been delivered is needed to create the transshipment B- and S-numbers. Therefore the ATB no. must not yet be labelled as „Completed“, since the declaration as transshipment is invalid in such case. The status code 995 (“No declaration in case of completed ATB”) has been provided to inform you about this circumstance, to give you the option to react accordingly.

DAKOSY <u>Datenkommunikationssystem AG</u>	Introduction/Explanation Status codes	
--	--	--

Exceptions to this rule are consignments, which are to be loaded in an EU port again and have been completed due to a:

- Declaration of free circulation or
- completion of CDX consignment in which the shipment was labelled as union products.

2.2.4.15 Status code 996 – ATB-no. to TS declaration stopped

If the ATB no. related to a transshipment container with valid B- or S-number has been stopped by customs, the container will not be loaded by the terminal. The export carrier will be informed in case that the ATB no. of the import is subject to customs measure, in order to be able to respond timely.

2.2.6 Status Port

2.2.6.1 Status code 950 – Release Order received by terminal

Code 950 is sent to confirm the terminal received a release order for a shipment related to an IMP Reference.

Message Relation	Additional Information	Remarks
IMP Reference	Terminal	Will be set as message sender in EDI messages

2.2.6.2 Status code 951 – No Release Order received by terminal

Code 951 is sent to inform the recipient that the terminal did not yet receive a release order for the shipment related to a given IMP reference.

Message Relation	Additional Information	Remarks
IMP Reference	Terminal	Will be set as message sender in EDI messages

2.2.6.3 Status code 952 – Container banned for delivery at terminal

The status code 952 is used to inform about the fact, that not all conditions are yet fulfilled to deliver the container.

Message Relation	Additional Information	Remarks
IMP Reference	Terminal	Will be set as message sender in EDI messages
	Reason (optional)	Will be sent as SG5/FTX+AAI (EDIFACT) or AdditionalInformation (XML)

2.2.6.4 Status code 953 – Container/Goods released from terminal


This code is used to report that a container/a shipment might be picked up at the terminal

Note: This status message is *not* triggered by the terminal, but sent from within IMP when certain conditions are met (Release order received, no inspection or prohibition by customs/government agencies, no certificate of obligation missing).

Message Relation	Additional Information	Remarks
IMP Reference	Terminal	Will be set as message sender in EDI messages

2.2.6.5 Status code 954 – Gate-Out Terminal

This code is sent if a shipment has been removed from the terminal.

DAKOSY <u>Datenkommunikationssystem AG</u>	Introduction/Explanation Status codes	
--	--	--

Message Relation	Additional Information	Remarks
IMP Reference	Terminal	Will be set as message sender in EDI messages

2.2.6.6 Status code 955 – Container unknown

(Preliminary – Code might change): Container is unknown to the terminal's system.

Message Relation	Additional Information	Remarks
IMP Reference	Terminal	Will be set as message sender in EDI messages

2.2.6.7 Status code 956 – Delivered

(Preliminary – Code might change): Container is in depot or has been delivered already

Message Relation	Additional Information	Remarks
IMP Reference	Terminal	Will be set as message sender in EDI messages

2.2.6.8 Status code 957 – Certificate of obligation missing / required

A certificate of obligation is required but has not yet been presented at/sent to the terminal.

Message Relation	Additional Information	Remarks
IMP Reference	Terminal	Will be set as message sender in EDI messages

2.2.6.9 Status code 958 – Certificate of obligation is available


A certificate of obligation is required and has been presented at/sent to the terminal.

Message Relation	Additional Information	Remarks
IMP Reference	Terminal	Will be set as message sender in EDI messages

2.2.6.10 Status code 959 – Discharge finished

This code is sent when the unloading process for a vessel has been finished.

Message Relation	Additional Information	Remarks
Transport	Terminal	Will be set as message sender in EDI messages

DAKOSY <u>Datenkommunikationssystem AG</u>	Introduction/Explanation Status codes	
--	--	--

2.2.7 LCL import operation instructions

The status codes in the context of LCL import operation instructions are transmitted to the freight forwarder who sent an LCL import operation instruction to IMP. In the first expansion stage merely events are reported, i.e., beside the status code, house B/L no. and forwarder reference, the status message does not provide further information such as consignment details, quantities or else.

2.2.7.1 Status code 979 – Begin of unpacking at packing company

This status is used to mark the time when the unpacking of the container at packing company is about to begin.

2.2.7.2 Status code 980 – Unpacking at packing company completed

This status is used to mark the time when the unpacking of the container at the packing company has been completed.

2.2.7.3 Status code 981 –Consignment control

The goods are located at the checker. The checks or controls of the consignment are starting.

2.2.7.4 Status code 982 – Difference between target and actual quantity

This status is used, if a difference between the target and actual quantity or weights has been determined during the examination. The examination is carried out item by item and the status message will be sent accordingly.

2.2.7.5 Status code 983 – Consignment stored

The consignment has been stored at the packing company.

2.2.7.6 Status code 984 – ATB splitted

The packing company splitted the ATB no. The status messages will be sent according to the splitted ATB no.

2.2.7.7 Status code 985 – Start of loading


The warehouse warrant has been scanned, the loading of single consignments is starting.

2.2.7.8 Status code 986 –Driver arrived at lifting point

Self-explanatory

2.2.7.9 Status code 987 – Loading completed

This status is used if the loading of the truck is completed.

DAKOSY <u>Datenkommunikationssystem AG</u>	Introduction/Explanation Status codes	
--	--	--

2.2.8 On Carriage

2.2.8.1 Status code 960 - Gate-In Packing Facility

Packing facilities participating in IMP use code 960 to report the receipt of a consolidated shipment for deconsolidation.

Message Relation	Additional Information	Remarks
IMP Reference	Packing facility	Will be set as message sender in EDI messages

2.2.8.2 Status code 961 – Loaded

Code 961 is used to report that a container has been loaded on the means of transport for on-carriage.

Message Relation	Additional Information	Remarks
IMP Reference	Loading Location	Will be reported in SG5/LOC+172 (EDIFACT) or EventLocation (XML)

2.2.8.3 Status code 962 – Departure

This Status code is reported after the means of transport for on-carriage has departed

Message Relation	Additional Information	Remarks
IMP Reference	Loading Location	Will be reported in SG5/LOC+172 (EDIFACT) or EventLocation (XML)

2.2.8.4 Status code 963 – Delay

Code 963 is used to indicate a delay during on-carriage

Message Relation	Additional Information	Remarks
Transport	Destination	Will be reported in SG5/LOC+172 (EDIFACT) or EventLocation (XML)
	New ETA	Will be reported in SG5/DTM+132 (EDIFACT) or AdditionalStatusDate (XML)

2.2.8.5 Status code 964 – Arrival on-carriage

After the means of transport for on-carriage arrived at its destination, code 964 is used to report this event.

Message Relation	Additional information	Remarks
Transport	Destination	Will be reported in SG5/LOC+172 (EDIFACT) or EventLocation (XML)

2.2.8.6 Status code 965 – Delivered

Delivery of an import shipment (and therefore the finalization of an IMP process) is reported with status code 965

Message Relation	Additional information	Remarks
IMP Reference	Identification of ongoing transport	Will be reported in TDT+1 (EDIFACT) or TransportMeans (XML)
	Destination	Will be reported in SG5/LOC+172 (EDIFACT) or EventLocation (XML)

2.2.9 General codes

2.2.9.1 Status code 978 – Documentation status

This status code is used to document that the IMP platform initiated an action, e.g. the transmission of an obligation note/bond, the initiation of a depository change or the providing of a status for the automated confirmation of a customs procedure.

3 Status overview for import operation instruction

The following table provides an overview about all status messages available within the process import operation instruction, grouped by topics:

Group	Forwarder	Transport company	Customs declarant	Export-carrier	Import-carrier	Terminal	Code	Text
General	-	-	✓	-	✓	✓	914	Discharge report without storage
	✓	-	-	-	-	-	987	Loading completed
Authorities	✓	-	-	-	-	-	902	No CVED available
	✓	-	✓	-	✓	✓	921	General delivery block
	✓	-	-	-	✓	✓	922	Consignment not VEA relevant
	✓	-	-	-	✓	✓	923	Available for presentation at government agency
	✓	-	-	-	✓	✓	924	Examination at terminal
	✓	-	-	-	-	-	925	Warning, Gate-In for veterinary inspection office missing
	✓	-	✓	-	✓	✓	926	Release, seaside, landside
	✓	-	✓	-	✓	✓	927	Seaside release
	-	-	-	-	✓	✓	928	Seaside release, repositionig permitted
	✓	-	-	-	✓	✓	929	Rejection
Manifest	✓	✓	-	-	-	-	900	Manifest Match
	✓	-	-	-	-	-	901	No Manifest Match
Port	✓	✓	-	-	-	-	950	Release order received by terminal
	✓	✓	-	-	-	-	951	No release order received by terminal
	✓	✓	-	-	-	-	952	Container banned for delivery at terminal
	✓	✓	-	-	-	-	953	Container/Goods released from terminal
	✓	✓	-	-	-	-	954	Gate-Out
	✓	✓	-	-	-	-	957	Certificate of obligation missing / required
	✓	✓	-	-	-	-	958	Certificate of obligation is available
✓	-	-	-	✓	✓	-	974	Embargoed country involved

Group	Forwarder	Transport company	Customs declarant	Export-carrier	Import-carrier	Terminal	Code	Text
	-	-	-	✓	✓	-	975	EXS-MRN missing in case of EXS self-declarant
	-	-	-	✓	✓	-	993	B-number will be cancelled on #P3
	-	-	-	✓	✓	-	995	No declaration in case of completed ATB
	-	-	-	✓	✓	-	996	ATB-number to TS declaration stopped
Import operation instruction	✓	-	-	-	-	-	979	Begin of unpacking at packing company
	✓	-	-	-	-	-	980	Unpacking at packing company completed
	✓	-	-	-	-	-	981	Consignment control
	✓	-	-	-	-	-	982	Difference between target and actual quantity
	✓	-	-	-	-	-	983	Consignment stored
	✓	-	✓	-	-	-	984	ATB splitted
	✓	-	-	-	-	-	985	Start of loading
	✓	-	-	-	-	-	986	Driver arrived at lifting point
On Carriage	✓	-	-	-	-	-	960	Gate-In Packing Facility
Customs	✓	-	✓	-	✓	✓	930	Preliminary summary declaration
	✓	-	✓	-	✓	✓	931	Order of measures
	✓	-	✓	-	✓	✓	933	Revocation of customs instruction
	✓	✓	✓	-	✓	✓	934	Summary declaration confirmed
	-	-	-	✓	✓	-	935	B- or S-number generated (re-export notification/EXS)
	-	-	-	✓	✓	-	936	Examination order concerning a B- or S-number
	-	-	-	✓	✓	-	937	B-number released
	-	-	-	✓	✓	-	938	S-number released
	-	-	-	✓	✓	-	939	EXS-MRN assigned
	✓	✓	✓	-	✓	✓	941	Summary declaration process finished
	✓	✓	✓	-	✓	✓	942	Completion of depository
	-	-	-	-	-	✓	944	Arrival of goods, customs warehouse

Group	Forwarder	Transport company	Customs declarant	Export-carrier	Import-carrier	Terminal	Code	Text
	-	-	-	-	-	✓	945	Outgoing goods, customs warehouse
	-	-	-	-	-	✓	946	Announcement change of depository
	✓	-	✓	-	✓	✓	947	Summary declaration cancelled
	-	-	-	-	-	✓	948	Partial completion of summary declaration for a container
	-	-	-	-	-	✓	949	Seaside delivery from bonded warehouse
	-	-	-	✓	✓	-	970	B-Number cancellation after exceeding the 14 day deadline
	-	-	-	✓	✓	-	971	S-Number not loaded after 85 days
	-	-	-	✓	✓	-	972	S-number cancellation after exceeding the 90-day deadline
	-	-	-	✓	✓	-	973	Cancellation of B- or S-number
	✓	-	✓	-	✓	✓	977	Reserved for check-up
	-	-	-	✓	✓	-	990	Partload: Please confirm manually
	✓	✓	✓	-	✓	✓	991	Information about customs order
	✓	✓	✓	-	✓	✓	992	Cancellation of ZAA
Precarriage	✓	✓	-	-	-	-	910	Line secure
	✓	✓	-	-	-	-	911	Delay
	✓	✓	-	-	-	-	912	Early arrival
	✓	✓	-	-	-	-	913	Discharge report (main carriage)
	✓	✓	-	-	-	-	915	ETD of import vessel