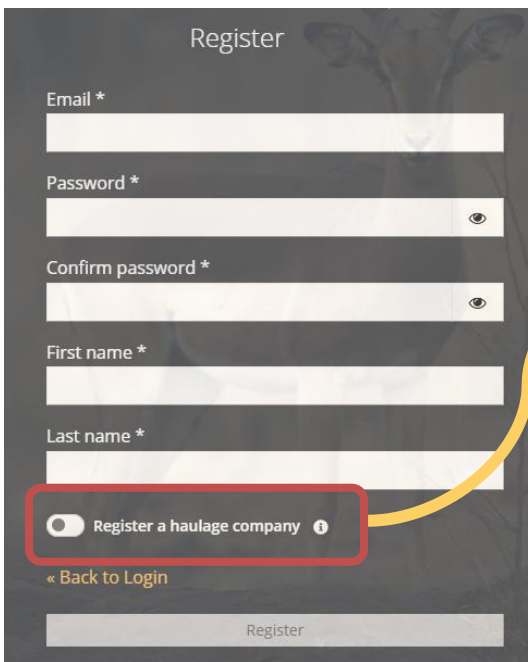


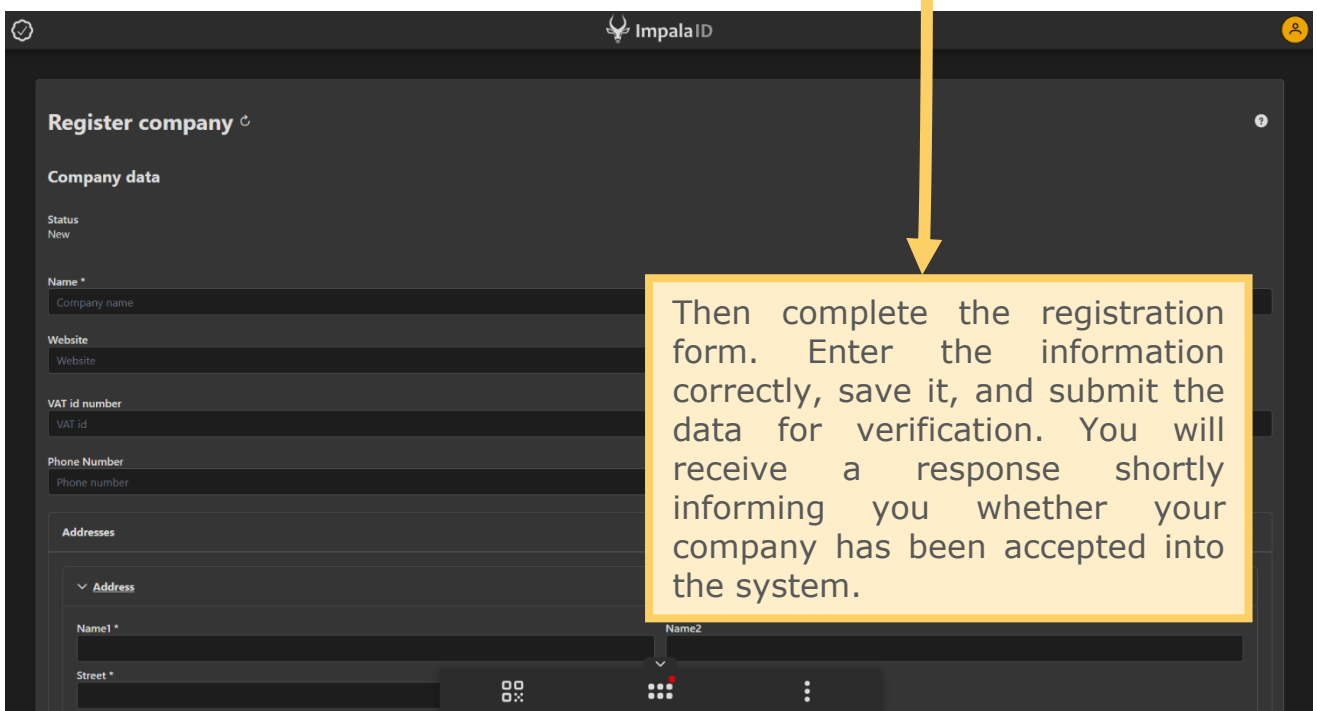
Impala for Trucking Companies

In Impala, it is possible for trucking companies to register themselves. This means they can independently maintain their company data and manage their drivers. A connection with German Ports is also planned.

1. Register a Trucking Company



Register at **Impala ID**. Select below that you want to register as a **trucking company**.



Then complete the registration form. Enter the information correctly, save it, and submit the data for verification. You will receive a response shortly informing you whether your company has been accepted into the system.

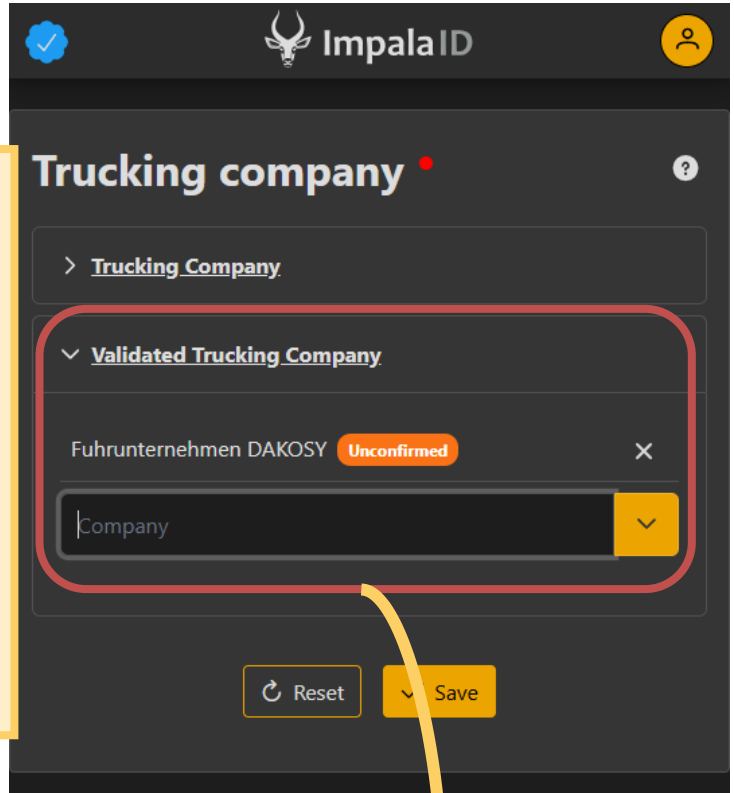
2. Join a Company as a Driver

As a **truck driver**, you have the option to join a company and store this company as part of your ID.

As a **truck driver**, go to the **"Trucking Companies"** tab (found in the overview) and select the company you want to join under **"Validated Trucking Companies."**

In this section, all companies that have registered themselves with Impala are listed. After selecting the company, you must save your selection.

The status **"unconfirmed"** will remain until the trucking company confirms you.

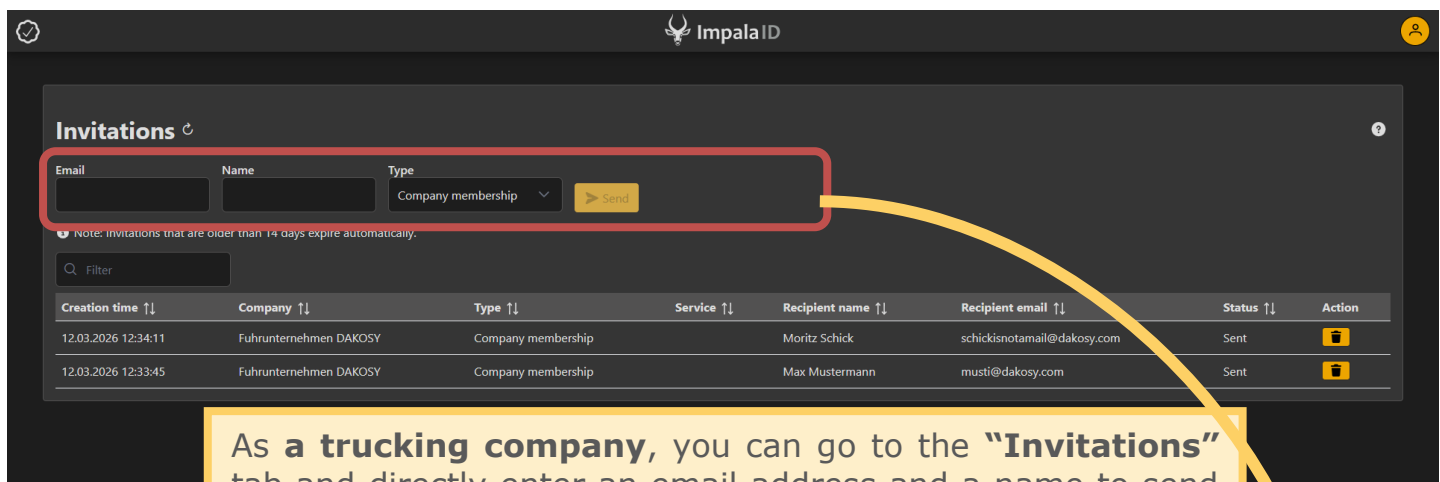



Last Name	First Name	Email	Date of birth	Is admin	Confirmed	Action
Dakosy	Fuhrunternehmer	fuhrunternehmendakosy@existiert.net		<input checked="" type="checkbox"/>	<input checked="" type="checkbox"/>	
Schick	Moritz	██████████@dakosy.de	██████████	<input type="checkbox"/>	<input type="checkbox"/>	<input checked="" type="checkbox"/>

As a **trucking company**, you can view new requests from truck drivers in the **overview of your employees**. There you can accept or reject new requests, or remove truck drivers who have already been accepted.

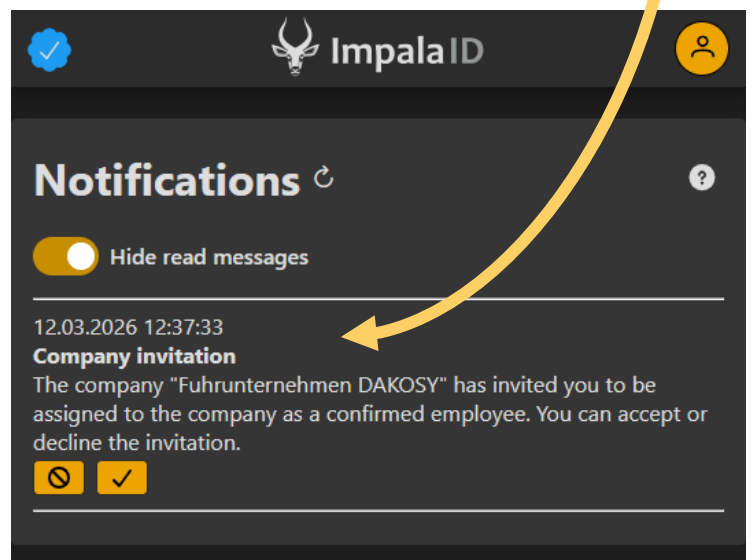
3. Assign Drivers to the Company

If you already know your truck drivers, you can invite them directly. All you need is the driver's email address.



As a **trucking company**, you can go to the "Invitations" tab and directly enter an email address and a name to send an invitation to link a driver to your trucking company. In the table at the bottom of the page, you can see an overview of the invitations you have sent, as well as their current status.

As a **truck driver**, you will receive invitations via email. If you do not yet have an Impala ID account, you can create one using this email address and respond to the invitation in the application. If you already have an account, you will see the invitation directly in the application.



4. FAQ

How does the company registration work?

When filling out the registration form, there are several mandatory fields. These help us determine whether the company is genuine, uniquely identifiable, and registered with correct data.

Here you also have the option to enter your **German Ports ID**. After additional security checks, the registration may be approved semi-automatically by us.

What is the German Ports ID?

The **German Ports ID** is a digital identifier used to manage container pickup rights at German seaports via German Ports. It serves to uniquely identify truck drivers and authorize them to pick up containers at port locations.

Where do I enter the German Ports ID?

You enter the German Ports ID during registration. It will then be verified. If you forget to provide the German Ports ID, we will still add it if it can be clearly traced via the **VAT number (mandatory field!)**.

How long does the registration verification take?

On working days, it usually takes no longer than a few hours.

How do I change my German Ports ID?

For security reasons, you cannot change the German Ports ID yourself once it has been validated. In this case, please contact **support@dakosy.de**.